


Franklin County Quilter's Guild

NEWSLETTER

St. Albans, Vermont

<http://www.vtmooses.us/fcgg.html>



President

Sharon Perry

Vice President

Bonnie Evans

Secretary

Rose Rixon

Treasurer

Deb Dusablon

Programs

Shireen Melton

Project Coordinator

Marilynn Jessiman

PRESIDENT'S MESSAGE

What a difference a year makes? Last year we had an unseasonably warm start to the winter. As Scott noted in his "day in history" for the Montgomery Historical Society newsletter, "January 13, 2007: Cars and trucks travel over Hazen's Notch Road during an unusually open winter. The Notch is usually 'closed' from November until May." And when the snow finally came, we were buried in one storm after another. Hopefully we'll start getting some more snow this year, but we can do without another Valentine's Day Blizzard!

With all the cold weather and little snow in 2008, I've been busy in my quilting studio catching up on some of those UFOs and WIPs I have. After hearing Deb Tucker speak over the years, I realize I too am a "process" quilter rather than a "project" quilter. My satisfaction comes with completing the process and not necessarily completing the quilt. So that's why I have lots of quilt tops in various states of completion. Just like Kris Bachand with her many UFOs (I think I remember the number 87), I don't think I'll ever have them all completed. There's always a new technique or skill to learn or a new class to take.

Speaking of learning something new, challenge yourself in 2008 to learn a new quilting technique or to take on an advanced quilting project you've always wanted to do, but were afraid was too hard. I look forward to seeing the results of your "personal" quilting challenges at show and tell. I'll see everyone on February 11th!

Happy Quilting until then.....

MEETINGS

2008

February 11*

March 10*

April 16

May 30*

June 18

September 17

October 15

November 19

December 17

2009

January 21

February 18

March 18

Meetings are held at Church of the Rock in St. Albans on the third Wednesday of the month; asterisked dates show changes from that schedule. Doors open at 6:30 pm; business meeting begins at 7:00 pm.

WIP (aka UFO) CHALLENGE

The challenge continues. You may remember I challenged guild members to complete 15 WIPs by the June meeting. Several members took the challenge and are busy finishing those WIPs. There's still time to join the fun...just sign a pledge to complete any number of WIPs you choose. Once you complete a WIP, you can enter your name for the June challenge drawing. If you complete 15 or more, your name will be entered in a special drawing for a \$50 gift certificate to any local quilt shop of your choosing.

2007 ~ 2008 REMAINING PROGRAMS

- February 11th: Ugly Fabric Challenge
Quilt Show pictures & prep
FOOD DRIVE
- March 10th: Quilt Show prep (if needed)
- April 16th: Artist in Residence demos
(tentative)
- May 30th Trunk Show with Deb
Tucker
- May 31st: Workshop with Deb Tucker
- June 18th: Potluck Social
Tea Cup Auction

SCHEDULE CHANGE FOR FEBRUARY, MARCH & MAY MEETINGS

As a reminder, the meeting date for our February and March meetings has been changed due to a conflict with Church of the Rock activities. The February meeting will be held on Monday, the 11th, while the March meeting will be on Monday, the 10th, at the Church of the Rock. Please be sure to change your calendars so you don't miss out on any fun this year.

The meeting in May has also been moved to Friday, May 30th. Deb Tucker will return to the guild for a trunk show that evening. Deb will also conduct a workshop on Saturday, May 31st, and possibly one on Sunday, June 1st. For more information about Deb Tucker, visit <http://www.datquiltlady.com/>.



MONTHLY MEETING FORMAT

- 6:30 p.m. Doors open
Sign up for raffle BOM blocks
if you made one
Sign up for monthly drawing
Pick up your name tag
- 7:00 p.m. Business meeting
Show and Tell
Short break as appropriate
Program for the evening



RECIPE CORNER:

Obscure Chocolate Cake

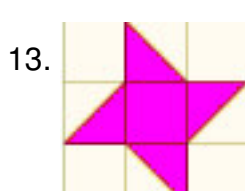

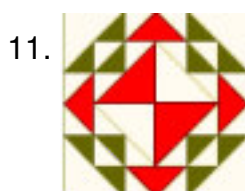
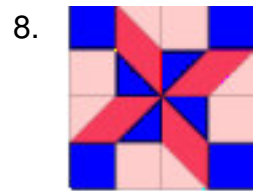
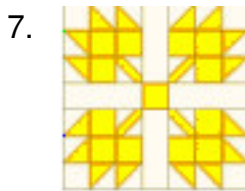
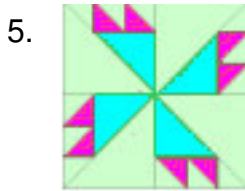

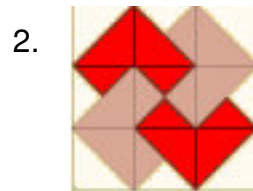
This recipe comes from Phyllis Fletcher.

- 1 box dark chocolate cake mix
- 1 cup sour cream
- 1 small pkg. instant chocolate pudding
- 4 eggs
- 1/4 cup water
- 1/4 cup amaretto
- 1/2 salad oil
- 1 pkg. chocolate chips (12 oz)

Preheat oven to 350 degrees. Mix all ingredients together. Bake for 1 hour in lightly greased bundt pan. No frosting is needed. Let cake sit for 12 hours before eating. It is good refrigerated, and better to eat the next day. Serves 12 - 16.

NAME THAT BLOCK

Can you name the blocks pictured below? The answers can be found on page 4.



SOME REDWORK TIPS

- Use a Sakura Pigma Pen size .01, in a color to match your floss, to trace your embroidery pattern; this pen is permanent, so mark carefully.
- Redwork does not have to be done in red; "Redwork" is a style and any color may be used.
- Always use new floss; new floss will last longer and have a smoother appearance.
- Although muslin is the traditional fabric of Redwork, many other fabrics look great, including monotone prints; Kaufman Kona Cotton "Snow" is a fabric that gives a finer appearance than muslin and is easy to work on.
- Use a fine embroidery needle such as size # 9.

QUILTING TIPS

- When making totes and purses, use plastic canvas in the bottom to support and maintain shape in the finished project. Plastic canvas is inexpensive, long lasting, easy to cut and easy to clean.
- When replacing a sewing machine needle, first thread the new needle, then use the thread to hold it in place while tightening the screw especially if you have "chubby" fingers. This also works well when replacing needles in sergers.
- Try using a few drops of a water soluble basting glue to keep the binding in place while you finish hand stitching it. The binding remains even all around, and your thread will not get hung up in any pins. The glue easily washes out.
- For a small, sewing kit, use an empty 35 mm film canister, place a threaded needle, and a straight pin or two (stuck in a small piece of felt), a few buttons, safety pins (in various sizes) and a stain-removal wipe. Keep one of these mini-kits in each of the family cars, in the kids' book bags, in purses and overnight bags. They will be used more than you can imagine.

RECIPE CORNER:**Hot Spiced Cider**

- 2 quarts apple cider
- 1/4 cup packed brown sugar
- 1/2 teaspoon whole allspice
- 1 teaspoon whole cloves
- 1 cinnamon stick
- 1/4 teaspoon salt
- 1 pinch ground nutmeg
- 1 large orange, quartered with peel

Prepare cider using a large automatic coffee maker. Substitute the cider for the water. Place brown sugar, spices, salt, and orange wedges in coffee basket with filter and brew. Serve hot.

Vermont Maple and Apple Pie

- Prepared double crust for 9" pie
- 5 cups apples, peeled and sliced
- 3/4 cup Pure Vermont Maple Syrup
- 3 tablespoons cornstarch
- 1 egg
- 1/2 teaspoon cinnamon
- 1/4 teaspoon nutmeg
- 1/4 teaspoon salt (optional)
- Maple granulated sugar (optional)

Preheat oven to 425 degrees. Place apples in pie shell. Mix remaining ingredients in a bowl, and pour over apples. Place top crust over filling, cut steam vents, and sprinkle with maple sugar (optional). Bake for 10 minutes, reduce heat to 350 degrees and continue baking 25-30 minutes.

NAME THAT BLOCK ANSWERS (from Page 3)

1. Ohio Star
2. Card Trick
3. 54-40 or Fight
4. Log Cabin
5. Rosebud
6. Birds in the Air
7. Maple Leaf
8. Clay's Choice
9. Shoo Fly
10. Snail's Trail
11. Corn and Beans
12. Sawtooth Star
13. Friendship Star
14. Double Wedding Ring



FCQG WEBSITE ON THE INTERNET

Don't forget to check out the guild website at www.vtmooses.us/fcqq.html for the latest information about the guild. You can find the meeting minutes and view some of the quilts from the monthly Show and Tell.



FAT QUARTERS NEEDED FOR BASKET PRIZE

The guild needs donations of fat quarters (FQs) for the third prize in our yearly raffle, a basket of fat quarters. Please search your stash and select a few FQs and bring them in to a meeting. Sally McIntyre will be collecting the FQs.

Please remember to bring 100% cotton fabric only. If you're not sure of the fabric content, try the burn test. If the fabric burns into soft ashes, it is 100% cotton.



SILENT AUCTION ITEMS

As always, the guild needs quilt-related items for the Silent Auction held in conjunction with the Quilt Show in April. This year's coordinators are Diane Forey and Nancy Orcutt; Diane and Nancy are anxious to accept your donated items.

Please be sure to securely piece, appliqué, quilt and/or tie your silent auction donations. People attending the Quilt Show will be bidding on these items, and we need to ensure they "purchase" quality products. The guild's reputation depends on it.



**...and the
WINNERS
are...**




Plans are moving along for the guild's 10th annual show. Sally McIntyre is leading the effort. We plan to have a special exhibit for the mystery quilt Marilyn Jessiman organized last year for the Block of the Month program. So if you made a Vermont mystery quilt, make sure it's finished in time for the show. A separate ribbon or two will be awarded for these quilts.

We are also introducing a few new ribbons for the 10th annual show. Those ribbons will include: the Founder's Award, a green ribbon; the President's Award, an orange ribbon; a Vendor's Award, a gray ribbon, to be awarded by each of the vendors; and a Quilt Pink Award, a special pink ribbon to be awarded to the top viewers' choice for all the breast cancer quilts.

And as I've said at the guild meetings, "We need quilts!!!" A Quilt Show Entry Form is included in this newsletter on page 7. Fill the form out and bring your quilts to the February meeting to be photographed. We will use those photographs to plan the layout for the quilts. The deadline for entry forms to be turned in to Phyllis Fletcher is the March 10th meeting. So pull out a few of those UFOs you've completed this year and fill out a form...





ORPHAN BLOCKS STILL WANTED

The guild is still willing to take your leftover "orphan blocks" if you have any. If you do, bring them in and donate them to the guild's Orphan Block Box.

Gail Darling and Heather Palow are the new keepers of the box. The guild now has a "stash of quilts" on hand for "emergencies" or other situations which warrant the comfort of a quilt. If you have any leftover blocks, we'll find your blocks a good home in another finished quilt.

Happy St Patty's Day



2007 QUILTING BEES

Sally McIntyre has volunteered to host a February quilting bee at the NMC Conference Room on Friday, February 8th, from 4:00 pm - 9:00 pm. We'll be making ribbons for the quilt show.

If you would be interested in having a "quilting bee" for the guild in your community, let Sharon Perry know. We only ask that you find a free-of-charge space available in your area and reserve it for guild members to use, weekend dates preferred.



Saturday, March 15th

RECIPE CORNER:

Blueberry-Onion Pork Tenderloin

- 3/4 to 1 pound pork tenderloin
- 2 tablespoons butter, divided
- 2 medium onions, sliced
- 1/2 teaspoon salt
- 1/4 teaspoon ground black pepper
- 2 tablespoons sugar
- 1/4 cup port wine or sweet sherry
- 2 tablespoons balsamic vinegar
- 1 cup fresh or frozen blueberries
- 1 cup chopped cherry tomatoes

Preheat broiler. Broil pork, turning occasionally until cooked through, about 20 minutes. Remove to a platter; cover to keep warm. In a large skillet over medium-high heat, melt 2 table-spoons of the butter. Add onions, salt and pepper; cook until onions are golden, about 10 minutes. Add sugar; cook until onions are caramelized. Add port, balsamic, blueberries and tomatoes and bring to a boil. Remove from heat. Thinly slice pork and serve with sauce. (As a note, I substitute another cup of blueberries for the tomatoes.)

Quilt Show Entry Form (NO quilt will be accepted after 7:00 pm on April 4th!)

Name: _____ Name of Quilt (or quilt design): _____

Phone number: _____ Width: _____ inches Length: _____ inches

Circle appropriate info:

Class: Miniature Wall-hanging Crib/Baby Bed Breast Cancer
 VT Mystery Quilt

Quilt top: Hand pieced Machine pieced Hand appliquéd
 Machine appliquéd Wholecloth

Finished quilt: Tied Hand quilted Machine quilted
 Quilted by _____

Include any information you would like to share about your quilt (please limit to 50 words):

Quilt Show Entry Form (NO quilt will be accepted after 7:00 pm on April 4th!)

Name: _____ Name of Quilt (or quilt design): _____

Phone number: _____ Width: _____ inches Length: _____ inches

Circle appropriate info:

Class: Miniature Wall-hanging Crib/Baby Bed Breast Cancer
 VT Mystery Quilt

Quilt top: Hand pieced Machine pieced Hand appliquéd
 Machine appliquéd Wholecloth

Finished quilt: Tied Hand quilted Machine quilted
 Quilted by _____

Include any information you would like to share about your quilt (please limit to 50 words):

UPCOMING EVENTS

VERMONT SHOP HOP, Saturday, March 8th - Sunday, March 16th: All shops will be open from 9:00 am to 6:00 pm everyday during the Shop Hop. Purchase a \$5.00 passport to join the fun. Visit all the shops during the Shop Hop, get your passport stamped, and you'll be entered into a drawing for all kinds of great prizes. Passports are now on sale at participating shops.

NATIONAL QUILTING DAY (NQD), Saturday, March 15th: The third Saturday in March is officially designated as NQD; it was first observed in 1992.

MACHINE QUILTERS EXPO (MQX), April 17th - 19th: At The Center of New Hampshire/Radisson Hotel, Manchester, NH. Show hours: Thurs, April 17th, 10 am - 6 pm; Fri, April 18th, 9 am - 5 pm; Sat, April 19th, 9 am - 5 pm. Admission: \$10 per day; \$18 multi day pass. For more info, visit <http://www.mqxshow.com/newhome.html>

GREEN MOUNTAIN QUILTERS GUILD, Spring Meeting, May 17th, 10am - 3 pm: At the Whitcomb High School in Bethel. Bring your quilts for Show and Tell, a brown bag lunch with a beverage, and items for the Tea Cup Auction (no magazines).



Franklin County Quilter's Guild
c/o Sharon Perry
PO Box 517
Montgomery Center, Vermont 05471