

Franklin County Quilters Guild

SUGARHOUSE GAZETTE

Saint Albans, Vermont

<http://www.franklincountyquilters.org>

franklincountyquilters@gmail.com



Volume 18, Issue 8
April 2026

Co-Presidents

Jean Anne Branch
Cindy Metayer

Vice President

Bonnie Evans

Secretary

Deb Trahan

Treasurer

Deb Dusablom

Newsletter

Sharon Perry

Programs

Helen Short
Cathy Carlson

Project Coordinator

Sandy Lane

Membership

Penny LaRochelle

Quilt Show

Diane Kane
Beth Mouser

Website

Scott Perry

Comfort Quilts Coordinator

Denise Chase

2026 Raffle Quilt

Denise Chase & Helen Short

2026 Charity Quilt

BINGO Quilt made by
FCQG members

President's Piece

Greetings,

April is such a welcome month following the cold and dreary winter. It is a time in Spring where the earth and hearts begin to warm as nature showers us with the first flowers of the year. Of course, for many of us, the snow and salt in our entries turn to muddy paws and boot prints. April is also the month the Guild has chosen to celebrate and share their talents at our annual show.

The craft of quilting was recorded as early as five thousand years ago in Egypt. The practice of displaying quilts in shows began in the early 19th century. Modern day quilt shows provide a platform for quilters to display their skills, creativity and craftsmanship while creating an opportunity for social interaction and community building.

The FCQG Quilt Show has always been such a heroic effort by many, many who volunteer their time and talents to make this a success. A huge thank you goes to all who have spent so many hours planning and facilitating this event as well as to those preparing their quilts for exhibit. Hoping you have experienced joy and fulfillment during your hours of creativity and teamwork this event required.

Piecefully yours,

Jean Anne Branch
2025-2026 Co-President

Cindy Metayer
2025-2026 Co-President



2026 Guild Calendar

January: NO MEETING

January 31st: Sew-In at NMC Conference Room,
8am – 4pm

February: NO MEETING

February 28th: Sew-In at NMC Conference Room,
8am – 4pm

March 11th: What Do Judges Look for When They
Examine Your Quilt?
with Denise Chase

March 14th: Sew-In at NMC Conference Room, 8am
– 4pm

**April 8th: It's All About Labels with
Carolyn Babcock & Sharon Perry**

2026 Guild Calendar

April 10th: Quilt Show Set Up

April 11th – 12th: Quilt Show

May 13th: The Process of Getting Your Quilt
into a National Quilt Show
with Linda Wells

June 10th: Potluck and Trunk Sale

July 8th: The Temperature is Burning
Strip Poker

August 12th: Scrap Quilting with Lisa Torres

2026 Guild Calendar

September 9th: Novelty Ice Cream
Social and TBD

October 9th: "Thread, What's the Big Deal"
with Nina Clotfelter

October 10th: How to Free Motion Quilt
on Your Domestic Machine Workshop
with Nina Clotfelter

November 11th: More Panel Play (Reveal)
and QOV Presentations

December 9th: Pot Luck with Gift
Exchange and Food Shelf Drive

TREASURER'S REPORT FOR APRIL 2026**FRANKLIN COUNTY QUILTERS GUILD****Treasurer's Report -- April 8, 2026**

Opening Balance		\$13,823.69
Funds collected		
Raffle ticket sales - membership	\$539.00	
Membership	\$45.00	
Vendors	\$50.00	
	<u> </u>	
	<i>Total Funds Collected</i>	\$634.00
		<i>Subtotal</i> \$14,457.69
Funds paid out		
Nanc Ekiert, QS '27 Fabric	\$30.00	
Penny LaRoche, QS '26 Baggies, ink & paper to print quilt labels	\$50.80	
Sharon Perry, Raffle tickets, purchased add'l 500	\$39.95	
Cindy Metayer, QS '27 Raffle Quilt quilting	\$139.85	
	<u> </u>	
	<i>Total Funds Paid Out</i>	\$260.60
		Grand Total \$14,197.09

Respectfully submitted,
Deborah L. Dusablon, Treasurer

**A B-I-G Thank You to Denise Chase for her wonderful presentation
on what judges look for in contest quilts.**

APRIL MEETING IS ALL ABOUT QUILT LABELS

Have you ever looked at a quilt at a rummage sale or second hand store and wondered when it was made and by whom? While our quilts will not be as famous as the Dear Jane Quilt, ask yourself if the label hadn't been placed there by Jane A. Stickler with the year and the fact that it was made during War Time, would the quilt have found its way back to Vermont to be displayed in the Bennington Museum? Our April 8th program will be "It's All About Labels" with Carolyn Babcock and Sharon Perry. We'll learn why labeling our quilts matters and some easy ways to label our quilts.

Don't forget to bring your Puzzle Box quilt blocks to the April meeting. Instructions for the block can be found [here](#).

LOOKING AHEAD...

For the May program, guild member Linda Wells is speaking about the process of getting a quilt entered into a national quilt show. She entered her beautiful quilt, Fresh Flowers, into several quilt shows sponsored by the American Quilter's Society. Linda will share what she learned in that process.

The June meeting features the annual potluck and trunk sale. Proceeds from the trunk sale benefit the guild. So start cleaning your sewing rooms and bring those items you no longer want to the sale.



QUILT SHOW NEWS



26th ANNUAL QUILT SHOW: 14 DAYS AND COUNTING

The 2026 Quilt Show is 2 weeks away, and the planning and preparations are ongoing behind the scenes. As the event draws near, we depend on all guild members to ensure the quilt show is a huge success. Continue reading to see how you can help.

- **We have quilts!!!** It's all about the quilts!!! Quilt registration is now closed, and we have over 130 quilts to display! The City Hall auditorium will definitely be filled with lots of beautiful color. A BIG Thank You to everyone who entered a quilt.

- **We need volunteers!!!** There are still a few jobs left to fill. **We are especially in need of able-bodied volunteers to help with picking up the quilt poles before the quilt show and returning them Sunday afternoon.** We do have a truck and trailer for transporting the poles. You can find the list of jobs still open [here](#). If you want to volunteer for one of the remaining jobs, please contact Peggy Paradee, 802-752-5311 or peggys_world@yahoo.com. If you cannot remember the jobs you have already signed up for, you can find a list by last name [here](#) with each member's jobs.

- **We need member items for/donations to the guild boutique!!!** Mary King is this year's coordinator for the Guild Boutique. Members can sell their items in the boutique; you will find the form to inventory your items [here](#). But if you don't want to sell your items, you can always donate items with all proceeds going to the guild.

- **We need your raffle tickets!!!** Sharon Perry is the raffle ticket coordinator again this year. We're getting a late start on the sale of raffle tickets by members this year, but hopefully we'll get a good number of tickets sold before the quilt show. Members can mail their tickets to Sharon Perry, PO Box 517, Montgomery Center VT 05471, or return them to Sharon at the April meeting. If you plan to return your tickets at the April meeting, **Sharon asks that each member return the raffle tickets and money for the tickets in an envelope with the member's name written on the outside.** Sharon wants to be sure to properly credit the returned tickets and money to the correct member and avoid spending time tracking down unreturned tickets. As a reminder, each member is required to sell (or buy) two books of raffle tickets to remain a member in good standing.

- **We need help distributing and displaying the quilt show posters!!!** You can pick up quilt show posters from Denise Chase. Her address is 55 Barlow Street, St. Albans, VT 05478. You can call Denise Chase, 802-370-1104, to arrange a convenient time to stop by. Let's get the posters displayed in our local communities.

IMPORTANT NOTES

- **All quilts must be brought to the St Albans City Hall auditorium between 10:00 am – 12:00 Noon on Friday, April 10th...NO EXCEPTIONS!** If you cannot personally deliver your quilt(s) at that time, ask a friend to deliver them.

QUILT SHOW NEWS

26th ANNUAL QUILT SHOW: 14 DAYS AND COUNTING (CONT.)

IMPORTANT NOTES (Cont.)

- All quilts entered into the quilt show must have a sleeve. Please review the February newsletter found [here](#), on page 4, for several tutorials on how to attach a sleeve to a quilt.
- Please take the time to review the volunteer list by last name, before the set-up day, to see those jobs for which each member has signed up. That list can be found [here](#).



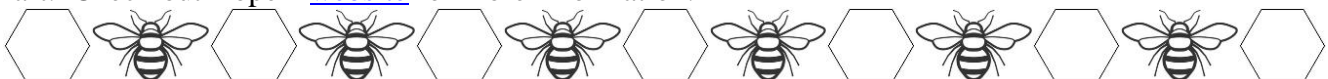
QUILTS AND QUILTERS WANTED

The Sheldon Historical Society is planning a quilt display as one of its events, the Sheldon Old Home Day on July 25, 2026, to commemorate the 250th anniversary of the signing of the Declaration of Independence. The society is looking for Quilts of Valor (QOV) to hang in the display this summer.

If you have a quilt the Sheldon Historical Society might be able use in its QOV display, please contact Fern Mercure, 802-309-8466 or fmercure@myfairpoint.net.

"QUILTING IN COMMUNITY"

On Saturday, June 13th, 1:00 pm, the Sheldon Historical Society will host award-winning quilter Hope Johnson from Shelburne. Hope Johnson has been quilting since the early 1980's and started her first original design for a honeycomb quilt in 1989. Twenty years later in 2009, "Honey, I'm Home" was completed and received the Best Vermont Quilt award at the Vermont Quilt Festival. This was the beginning of what was to be an ongoing design evolution inspired by the geometry of the hive and the community of regional beekeepers. With the Vermont community in mind, she has expanded her work to include portraits of Vermonters. Hope will have her quilts (and more) on hand to show and tell the story of how one quilt opened a whole new world of experience, personal creativity, community connections and the opportunity to make a difference through her fiber art. Check out Hope's [website](#) for more information.



Franklin County Quilters Guild

Co-Presidents: Jean Anne Branch and Cindy Metayer

Location: American Legion, St. Albans, VT

Minutes from the General Meeting

Wednesday, March 11, 2026

The meeting was called to order at 6:33 pm by Jean Anne Branch. Jean Ann opened the meeting by thanking everyone for the thoughtful cards wishing her a good recovery from her surgery.

Jean Anne also reminded us all that it's Women's History Month and March 8th was International Women's History Day. She told us a very interesting history of a woman named Mary Anderson who invented the first patented windshield cleaning device in 1903. In 1917, Charlotte Bridgwood patented an electric version. Mary Anderson was inducted into the National Inventors Hall of Fame in 2011.

CONSENT AGENDA:

- A motion was made by Bonnie Evans and seconded by Beth Brault to accept the November 12, 2025, Secretary Report. All in favor, motion carried.
- A motion was made by Nanc Ekiert and seconded by Penny LaRochelle to accept the November 12, 2025, Treasurer's Report. All in favor, motion carried.
- Sharon noted that we need to also approve December 2025 and January and February 2026 Treasurer's Reports. Helen Short made a motion for these reports to be approved. It was seconded by Peggy Paradee. All in favor, motion carried.

QUILT SHOW (Beth Mouser, Diane Kane):

- Peggy Paradee let us know the volunteer sign-up sheet is in good shape with the exception of help with the poles. Jean Anne noted in the earlier years in the guild, the husbands would go and help set up poles and hang quilts and return to assist in tear down. These men are now in their 70s and 80s. It would be wonderful if we could encourage some of the younger husbands to volunteer,
- Quilts of Valor – Lynn Carrier, the Vermont Quilts of Valor coordinator, will be at the show again this year. There are currently 3 presentations scheduled for the show this year, two on Saturday and one on Sunday. If anyone would like to present a quilt during the show this year, please contact Beth Mouser. Lynn also notes she has plenty of quilts that could be used in the event that you would like to nominate someone.

RAFFLE TICKETS (Sharon Perry): Sharon noted this year's quilt is on track to be the highest gross sales of tickets than any other quilt. She stated the reason for this is due to all of the different events guild members displayed the quilt to sell tickets, such as farmers' markets and harvest festivals. All raffle tickets must be turned in before the quilt show.

THE VERMONT QUILT SHOW, June 2026 (Denise Chase, Sharon Perry, Helen Short):

- Sharon Perry brought us up to speed on The Vermont Quilt Show in June. There were 25 quilts nominated for the show and all of those nominated will be in show. Sharon read off a list of names of those whose quilts will be shown. In addition, the Viewers' Choice quilts and all of the Celebrate America Challenge quilts from this year's show will be

included. She also noted anyone who is showing a quilt will be expected to volunteer to hang quilts and man the booth.

- Members' Boutique – The committee for The Vermont Quilt Show does not have the bandwidth to manage the members' boutique, therefore unless there is someone who would like to volunteer to take on the organization of this and volunteers to cover this part of the booth, there will be no members' boutique. The area that could be allotted is an 8' x 8' corner.

COMFORT QUILTS (Denise Chase):

- Denise noted that there were just a few quilt kits to take this month and that even though she gave out many quilts over the last few months, that we are still in good shape on our quilt inventory.
- She also noted that Sally Krupp has been quilting a large number of the comfort quilts. She expressed her gratitude.

PROGRAMS (Helen Short, Cathy Carlson):

- In April, Sharon Perry and Carolyn Babcock will talk about labeling your quilts.
- In May, Linda Wells will give a presentation about getting a quilt into a national show.
- Helen noted that the November meeting will fall on Veteran's Day and suggested that we focus the meeting on Quilts of Valor. Helen and Denise also modeled "Aprons of Valor" that they made from kits they found.

MEMBERSHIP: (Penny LaRochelle): There are 68 paid members with 40 present at meeting.

BLOCK OF THE MONTH: (Sandy Lane):

- Sandy presented the Block of the Month which is the Puzzle Box block by Christa Quilts. The block should be made with a color or print and a low volume fabric.
- Sandy noted the quilt pattern can be found on the guild's Facebook group and a link to the pattern will be in the April newsletter.
- March BOM: There were 10 blocks brought in this month. Winner: Andrea Blaisdell.

NEWSLETTER (Sharon Perry): Sharon noted the newsletter articles are always due on the 3rd Wednesday of the month.

DRAWINGS:

- Membership Winner: Beth Brault
- Comfort Quilt: Jean Anne Branch

TONIGHT'S PROGRAM: Denise Chase was introduced as the evening's presenter. She was born to a French-Canadian family and was 1 of 13 children. On her 11th birthday, her one gift was that she was given the privilege of preparing dinner for the family of 15 every Wednesday! She brought 3 quilts that had each been judged by 3 different judges. She tested us on our powers of observation and first impressions. She then went over the judges' comments. It was a very informative and enjoyable presentation. Thank you Denise!

SHOW-N-TELL: A wonderful display of talent within the guild members. Always fun to watch.

A motion to adjourn the meeting was made by Sharon Perry and was 2nd by Beth Brault. The motion carried, and the meeting adjourned at 8:25 pm.

Respectfully submitted,
Deb Trahan, Secretary



That is **26 Finishes In 2026!**

Join in the fun and make 26 quilted projects by the end of 2026 and your name will be entered into a special drawing held in December 2026. If you'd like to participate, fill in your name and 26 projects you'd like to finish this year on the list below. This is your list...you can add to it throughout the year if need be to have 26 projects or you can remove a project, or swap out projects, etc...you just have to have **26 Finishes In 2026** AND you must show each project at one of the guild's monthly show and tell. You can show multiple projects in one month. You also don't have to show a project every month, you just have to have **26 Finishes in 2026!** You will maintain your own list, but you must let Sharon Perry know you are participating.

* * * * * Cut along dotted line * * * * *

26 In 2026

NAME: _____

1.	14.
2.	15.
3.	16.
4.	17.
5.	18.
6.	19.
7.	20.
8.	21.
9.	22.
10.	23.
11.	24.
12.	25.
13.	26.



BLOCK OF THE MONTH (BOM)


Sandy Lane is this year’s Project Coordinator for the guild. The BOM presented at our March guild meeting is called Puzzle Box from Christa Quilts Free Patterns. Christa gave permission for the pattern to be used at our guild meeting. You can find many more of Christa’s patterns [here](#).

The Puzzle Box block uses low volume fabrics with prints or solids. It is scrap and jelly roll friendly as all pieces used in the block measure 2 1/2” by 4 1/2”. Bring a block set or more to our April meeting for the lotto drawing. This pattern would also make a great community quilt. Block instructions can be found [here](#).



SUNSHINE CARDS FOR GUILD MEMBERS

If you know of a guild member who is in need of encouragement or comfort due to an illness, bereavement, etc., please contact John Rouleau, 802-658-1438. He will send out an appropriate card.



Sharon	Witbeck	April	17
April	Walker	April	19
Paula	Fisher	April	23
Barbara	Fraser	April	30

...and many more!!!





RECIPE CORNER

APRICOT-ORANGE CREAM SCONES

by Betty Crocker (from Deb Dusablon)

- 2 cups Gold Medal™ all-purpose flour
- 3 tablespoons granulated sugar
- 3 teaspoons baking powder
- 2 teaspoons grated orange peel
- ½ teaspoon salt
- ½ cup chopped dried apricots**
- ½ cup white vanilla baking chips
- 1⅓ cups whipping cream
- 1 cup powdered sugar
- 2 - 3 tablespoons orange juice

Heat oven to 400°F. Line cookie sheet with parchment paper. In large bowl, mix flour, granulated sugar, baking powder, orange peel and salt until well blended. Stir in apricots and baking chips. Add whipping cream all at once; stir just until dry ingredients are moistened.

On lightly floured surface, knead dough 6 or 7 times until smooth. Divide dough in half. Pat each half into 4 or 6-inch round wedges. Place 2 inches apart on cookie sheet.

Bake 10 to 13 minutes or until light golden brown. Cool 5 minutes. Meanwhile, in small bowl, mix powdered sugar and enough orange juice for desired drizzling consistency. Drizzle icing over warm scones. Serve warm.

**Also good with dried cranberries, golden raisins, blueberries or diced apples.

APRICOT GLAZED HAM

- 1 (8- to 10-lb.) fully cooked bone-in smoked half ham (not spiral-sliced)
- 1 cup packed brown sugar
- 1 cup apricot jam
- ½ cup Dijon mustard

Preheat oven to 300°F. Place ham in roasting pan, cut side down. With tip of sharp knife, make long cuts from top of ham to bottom, cutting through tough skin and fat; make perpendicular cuts to form diamonds. Cover with foil. Bake 1½ hour.

In medium bowl, whisk sugar, jam, mustard and 2 teaspoon pepper. Transfer 1 cup glaze to separate bowl; cover and refrigerate. Remove foil from ham. Brush some of remaining glaze all over ham. Bake, uncovered, another 1 to 1½ hours or until glaze is dark brown and internal temperature of ham has reached 140°F, brushing with glaze every 1/2 hour.

Allow ham to rest 20 minutes before carving. Serve with reserved glaze.

APRICOT BARS

- 12 ounces dried apricots, chopped (1½ cups)
- 1¾ cups sugar, divided
- ¾ cup butter, softened
- 2 cups flour
- ½ teaspoon baking soda
- ½ teaspoon salt
- 1 cup sweetened coconut, toasted
- ½ cup pecans, chopped

Preheat oven to 350°. Line a 9 x 13 pan with parchment paper.

In a small saucepan, cover chopped apricots with water and bring to a boil. Simmer for 20 minutes until soft. Drain, reserving ¼ cup water. Place ¼ cup water back in the saucepan and add ¾ cup sugar. Cook over medium heat until sugar has dissolved.

Add the cooked apricots back to the saucepan and turn off the heat.

In the bowl of an electric mixer, combine butter and 1 cup sugar and beat until fluffy, about 2 minutes. In a separate bowl, whisk together flour, soda and salt. Add to butter mixture and mix until combined. Add toasted coconut and pecans.

Place ¾ of the mixture into prepared pan, pressing it with the bottom of a measuring cup. Bake for 10 minutes until it is golden brown. Remove from oven and spread apricot mixture over the crust. Sprinkle the remaining crust over the top and bake an additional 25-30 minutes until the top is golden brown.

APRICOT DIJON GLAZED SALMON

- 4 (6 ounce) salmon fillets
- ¼ cup apricot preserves/jam
- 1 tablespoon grainy mustard
- 1 tablespoon Dijon mustard
- 1 tablespoon low sodium soy sauce
- 1 tablespoon lime juice
- 2 teaspoons ginger, grated
- 2 teaspoons garlic, grated

Place the salmon on a baking dish, brush with the mixture of the apricot preserves, mustards, soy sauce, lime juice, ginger and garlic and bake in a preheated 400F/200C oven until the salmon just starts to flake easily, about 10 minutes.



APRIL MOODS

By Lenore Hetrick

April changes her sweet mind	I always carry an umbrella,
Every other second	It serves for rain and sun!
With her many moods and minds,	I take my boots and out I go
Nothing can be reckoned.	To share in April's fun!

FEATURED VIDEO TUTORIAL FOR APRIL:

<https://www.youtube.com/watch?v=D9CXsaT7Y-w>

Sew Cute Runner for April
Shabby Fabrics



LINK TO BARN QUILT TRAIL OF NORTHERN VERMONT

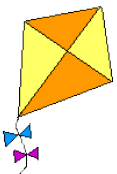
<http://www.barnquiltsfornorthernvermont.org/>

NEWSLETTER IDEAS WANTED: Do you have a recipe you'd like to share with guild members? Or maybe you've found a great quilting website or blog you'd like to share. Or you've visited a quilt shop within an easy drive which had bargains or a fabric selection no quilter should miss. If so, send an email to vtquilter@gmail.com, and the newsletter editor will do her best to include it in the next newsletter. Although welcome, your input doesn't have to be a complete article. It could be a few bullets which convey your message. The editor will fill out the article as needed.

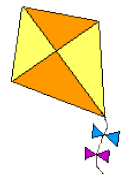
Deadline for articles for next newsletter:

3rd Wednesday, April 15th, 2026

Please email articles to Sharon Perry, to vtquilter@gmail.com,
or mail to PO Box 517, Montgomery Center VT 05471



April is National Kite Month



"April prepares her green traffic light and the world thinks, Go!" ~ Christopher Morley