

Franklin County Quilters Guild

SUGARHOUSE GAZETTE

Saint Albans, Vermont

<http://www.franklincountyquilters.org>

franklincountyquilters@gmail.com



Volume 18, Issue 10
June 2026

Co-Presidents

Jean Anne Branch
Cindy Metayer

Vice President

Bonnie Evans

Secretary

Deb Trahan

Treasurer

Deb Dusablom

Newsletter

Sharon Perry

Programs

Helen Short

Cathy Carlson

Project Coordinator

Sandy Lane

Membership

Penny LaRochelle

Quilt Show

Diane Kane

Beth Mouser

Website

Scott Perry

Comfort Quilts Coordinator

Denise Chase

2027 Raffle Quilt

Cindy Metayer

2027 Charity Quilt

Helen Bicknell & Lucie Fortin

President's Piece

We begin the month on June 1 recognized as "Say Something Nice Day". This tradition was initiated in 2006 with a proclamation of the North Charleston Mayor. What a great thoughtful focus to recognize how simple acts can have such a positive impact. To go further, if we strive to focus on saying something nice for the first ten days of June, those acts may prove to become a habit. What a wonderful world it could be.

The Vermont Quilt Show will be held at the Doubletree Expo Center June 18 to 20. Our skilled team of planners have our booth designed to recognize the 250th Anniversary of the signing of the Declaration of Independence and highlight quilts by our Guild members.

The summer solstice will occur on June 21. That day highlights the beginning of summer and the longest day of daylight for the year. Such a great day to also celebrate Father's Day. On another note, I remember an old friend reminded me that this peak will be followed by fewer daylight minutes each day until the winter solstice. Oh well, we need to enjoy and embrace it all.

Wonderful celebrations, moments of awe, and new beginnings will occur in June with weddings, graduations, gardening, and many events. May these times bring you rays of hope and promise for bright futures and moments to enjoy.

May your events be seamless, and your days be pieced together with happiness and joy.

Piece by piece,

Jean Anne Branch
2025-2026 Co-President

Cindy Metayer
2025-2026 Co-President



2026 Guild Calendar

January: NO MEETING

January 31st: Sew-In at NMC Conference Room,
8am – 4pm

February: NO MEETING

February 28th: Sew-In at NMC Conference Room,
8am – 4pm

March 11th: What Do Judges Look for When They
Examine Your Quilt?
with Denise Chase

March 14th: Sew-In at NMC Conference Room, 8am
– 4pm

April 8th: It's All About Labels with Carolyn Babcock
& Sharon Perry

2026 Guild Calendar

April 10th: Quilt Show Set Up

April 11th – 12th: Quilt Show

May 13th: Sharing Techniques
through Guild Members'
Demonstrations

June 10th: Potluck and Trunk Sale

June 18th – 20th: The Vermont Quilt Show

DoubleTree by Hilton, Burlington

July 8th: The Temperature is Burning
Strip Poker with Red, White and Blue
2½-inch by WOF strips

August 12th: Scrap Quilting with Lisa Torres

2026 Guild Calendar

September 9th: Novelty Ice Cream
Social and Reveal of Members' Creations
from Snip, Rip, Drop and Pass

October 9th: "Thread, What's the Big Deal"
with Nina Clotfelter

October 10th: How to Free Motion Quilt on
Your Domestic Machine Workshop
with Nina Clotfelter

November 11th: More Panel Play (Reveal) and
QOV Presentations

December 9th: Pot Luck with Gift
Exchange and Food Shelf Drive and
Quilted Jacket Show and Tell

TREASURER’S REPORT FOR JUNE 2026

FRANKLIN COUNTY QUILTERS GUILD

Treasurer's Report -- June 10, 2026

Opening Balance		\$16,637.87
Funds collected		
Membership	\$75.00	
Raffle ticket sales - membership	\$15.00	
Bonnie Evans, NMC Cardiac Champ Challenge ticket sales	\$400.00	
	<u>Total Funds Collected</u>	<u>\$490.00</u>
	<i>Subtotal</i>	\$17,127.87
Funds paid out		
Penny LaRochelle, QS misc setup supplies	\$115.02	
Mary King, QS Boutique tablecloths	\$52.46	
Beth Mouser, QS Banner update, Pizza or Volunteers, Gift cards	\$534.30	
Event Décor Direct, QS Draperies	\$2,439.31	
Diane Kane, QS Voting sheets	\$25.02	
NMC Cardiac Champ Challenge	\$400.00	
	<u>Total Funds Paid Out</u>	<u>\$3,566.11</u>
	Grand Total	\$13,561.76

2026 YTD Collections: \$6,187.00

Respectfully submitted,
Deborah L. Dusablon, Treasurer

UPCOMING PROGRAMS By Helen Short

We are very grateful to Mary King, Margaret Miller, Carly Williams, Sandy Lane, and Joan Wood for the demonstrations they provided at the May meeting.

The June meeting will feature a Trunk Sale...bring all your gently-used and/or unneeded quilt fabric, notions and books to sell. Leave everything in your trunk and let members buy what they want from your trunk. All proceeds to benefit the guild.

With the “burning” July temperatures, we’ll be playing Strip Poker with red, white and blue strips, 2½-inch by WOF. So start cutting your strips now.

Laurel Schaap volunteered to teach a class on how to make a quilted jacket using a sweatshirt in May of 2027. Sign up will start at the December meeting. We’re seeking program suggestions for 2027. If you know of a speaker or instructor, please let Helen Short know at 802-752-5497.

Sign up for Beginning Free Motion Quilting with Nina Clotfelter, October 10th, 2026, will start in June, 16 students maximum. To register send a \$45 check, payable to FCQG, to Deb Dusablon, 456 Savage Point Road, North Hero, VT 05474. A \$25 kit will need to be purchased from Nina at the class.



QUILT CAMP, QUILT FEVER, RANGELEY, HEAVENLY STITCHES, STRONG HOUSE INN...

What do all these names have in common? They are different names for a quilt retreat. And you may have heard some guild members mention a few of those names in passing, especially during show and tell at the end of each monthly meeting.

There are several types of retreats:

- The first is a “sit-and-sew” where you bring your projects and work together in a big room. People bring new projects, WIPs (work in progress), and UFOs (unfinished projects). Often, these retreats have show-and-tell time so you can show off each project as you complete it. It’s relaxing, and you get to hang out with other quilters. Everyone works at their own pace and their own speed.
- Another type of retreat is “classroom” or “themed” style. This is where a class is offered to teach new skill or pattern focused on specific techniques like appliqué or a particular style like modern quilting. This is a great way to learn things you may not normally do on your own. You have a teacher there to help you along the way who shares tips and tricks for that specific pattern.
- The last type of retreat would be a quilt convention. This would be Quilt Con, Paducah, AQS Quilt Festival, etc. These have so much to offer. They often have vendors, classes, and quilts on display for inspiration.

Why go on a quilt retreat you ask? A quilt retreat provides uninterrupted time for quilters to focus on sewing, connect with peers, and learn new techniques away from daily distractions. Whether participating in a structured classroom event or a casual "sit-and-sew," retreats offer a perfect blend of creativity, relaxation, and community. Quilt retreats also offer a unique way to bond with other quilters. These events are more than just time to sew. They are places where friendships form and creativity flows. For all the reasons mentioned, this newsletter editor personally attends 2 quilt retreats each year, Quilt Camp in April and Quilt Fever in October. Both are private, weeklong retreats. Neither one is hosted by or associated with any quilt guild, group, or organization.

Each quilt retreat is unique. You will find that each offers different places to sleep and different food options; you can go with friends you already know or plan to make new friends. Being around others who love quilting makes the experience more rewarding. Whether you’re new to quilting or an experienced quilter, retreats help you feel part of a community. Sharing ideas and stories with others adds a special touch to your projects.

If you’re interested in going on a quilt retreat, there are several opportunities close by in Vermont, New Hampshire, and New York. You can check each one out and decide what would work best for you.

- [Common Ground Center](#), Starksboro, VT: This is a rustic family camp which provides sleeping accommodations for 12-18 quilters and a large room for sewing and sharing meals. The facility is available November through April. Attendees organize their own group/retreat and prepare their own food, hire a private caterer, or go out to eat.
- [Heavenly Stitches](#) at Singing Hills Christian Camp, Plainfield, NH: Attendees sign up to attend an organized retreat. All meals are provided along with lodging and individual sewing space.
- [Strong House Inn](#), Vergennes, VT: Venue provides organized “sit-and-sew” and themed quilt retreats with all meals, lodging, and individual sewing space included in set price.
- [Bittersweet Retreat Center](#), Boscowen, NH: Remodeled house collocated with the Bittersweet Fabric Shop. Attendees organize their own group/retreat and prepare their own food, hire a private caterer, or go out to eat.
- [Barnyard Quilting Retreat](#), Moultonborough, NH: Barnyard Quilting, a quilt shop in Fairlee, VT, hosts an annual quilt retreat. All meals, lodging, and individual sewing space included in set price.
- [Inn Victoria](#), Chester, VT: Venue only provides breakfast, but attendees have access to the inn’s kitchen to prepare their own food. Attendees must book all 10 rooms for any retreat.
- [The Great Stitch Escape](#), Shelburne, NH: Quilt retreat organized by Quilt Haven Retreats, Littleton, NH. Attendees sign up to attend an organized retreat. Meals are provided along with lodging and individual sewing space.
- [Quilting by the Lake](#) at the Schweinfurth Art Center, Geneva, NY: All meals and lodging provided for set price. “Sit-and-sew” and classroom sessions available.

For the more adventurous quilters who don’t mind taking a longer road trip or flying to retreat or taking a quilt cruise, there are many retreat centers throughout the US and many quilt shops offering both retreats and cruises. Do a Google search for “quilt retreat” or look for quilt retreat groups on Facebook to locate quilt retreats in other states. Search for quilt cruise if cruising appeals to you. Some of the quilt retreats this newsletter editor would personally like to attend include: Quiltville Inn run by Bonnie Hunter, Mouth of Wilson, Virginia; Gate 17 Retreat Center run by Cindi Rang and Brianna Motzkus, The Fabric Patch, Soap Lake, Washington; and Itchin’ to be Stitchin’ Quilt Shop and Retreat Center, Staunton, Illinois. With all the options provided, the question is...where would you like to go on a quilt retreat?



THE VERMONT QUILT SHOW JUNE 18 – 20, 2026

Have you heard? There's a quilt show coming to Burlington in June. And the Franklin County Quilters Guild will be featured at the show with a display of over 50 quilts made by guild members.

You can find all the information about the show [here](#). The event is FREE along with free parking and free lectures.



JUST ASK SALLY MAGUNDI

Dear Sally,

Recently I read about Organ brand machine sewing needles. The story was that they are the same needles as name brand needles but cheaper in price. Is this too good to be true?

Signed: "Asking pointed questions."

Dear Pointed:

The choice of needles to use in your machine is a deeply personal one, based on cost, experience, what your mother told you, country of origin (yours and the needles') what the weather has been like recently and some Jungian archetypes that have not yet been discovered. I sympathize with your dilemma. FOMO vs Safety. Something new vs tried and true. But this decision is so fraught that I cannot help you. You are on your own.

Sally

QUILTS AND QUILTERS WANTED

The Sheldon Historical Society is planning a quilt display as one of its events, the Sheldon Old Home Day on July 25, 2026, to commemorate the 250th anniversary of the signing of the Declaration of Independence. The society is looking for Quilts of Valor (QOV) to hang in the display this summer.

If you have a quilt the Sheldon Historical Society might be able use in its QOV display, please contact Fern Mercure, 802-309-8466 or fmercure@myfairpoint.net.

"QUILTING IN COMMUNITY"

On Saturday, June 13th, 1:00 pm, the Sheldon Historical Society will host award-winning quilter Hope Johnson from Shelburne. Hope Johnson has been quilting since the early 1980's and started her first original design for a honeycomb quilt in 1989. Twenty years later in 2009, "Honey, I'm Home" was completed and received the Best Vermont Quilt award at the Vermont Quilt Festival. This was the beginning of what was to be an ongoing design evolution inspired by the geometry of the hive and the community of regional beekeepers. With the Vermont community in mind, she has expanded her work to include portraits of Vermonters. Hope will have her quilts (and more) on hand to show and tell the story of how one quilt opened a whole new world of experience, personal creativity, community connections and the opportunity to make a difference through her fiber art. Check out Hope's [website](#) for more information.



Franklin County Quilters Guild

Co-Presidents: Jean Anne Branch and Cindy Metayer

Location: American Legion, St. Albans, VT

Minutes from the General Meeting

Wednesday, May 13, 2026

The meeting was called to order at 6:31pm by Jean Anne Branch.

Jean Anne discussed how May has two full moons; one on May 1st and the second one on May 31st. She then told us how the 2nd moon is a micro moon as it is at its farthest distance from the earth. In addition, we heard about how moons are named....interesting information.

At this point Cindy Metayer introduced two women from the Enosburg Food Shelf. She presented the 2026 Charity quilt to them. They loved the quilt and expressed their gratitude for the gift.

Bonnie Evens gave us information on the Northwestern Medical Center raffle that she was holding during the meeting. The prize will include various quilting items including a quilt kit; a couple books and a few other items. The proceeds will all be donated to the NMC in appreciation for them providing the conference rooms for our use for classes and sew-ins. The winner will be drawn at the end of the meeting.

CONSENT AGENDA:

A motion was made by Sharon Perry, seconded by Joan Wood, to accept the April 8, 2026 Secretary Report and the May Treasurer Report. All in favor, motion carried.

THE VERMONT QUILT SHOW (JUNE 2026):

- Sharon Perry announced the drapes have been ordered and should be delivered by May 24th.
- A signup sheet was circulated to the meeting attendees for jobs at the show.
- We have 50 quilts. We are leaning into the Celebrate America 250th Anniversary theme. Sharon and Denise showed us some large patriotic bows that they made for decorating the guild display. They will need 12.

QUILT SHOW (Beth Mouser/Diane Kane):

- Beth told everyone that we did quite well at the quilt show. There were 132 quilts displayed, all very beautiful. There were 729 attendees! We did the best moneywise since 2019.
- Lynn Carrier sent a thank you note and sent us some Quilt of Valor labels. Beth read it aloud for us.
- Diane Kane thanked Beth for being a co-chair. She also announced that she has agreed to chair next year, but would like a co-chair.

COMFORT QUILTS (Denise Chase): Denise says that we are doing great with comfort quilts. She says to feel free to visit her and shop among the guild's fabrics.

!❤️ QUILTING!❤️ QUILTING!❤️ QUILTING!

MEMBERSHIP (Penny LaRochelle): Penny announced 71 paid members. There were 39 members present and 4 guests present.

BLOCK OF THE MONTH (Sandy Lane):

- Sandy presented a sample of the new Block of the Month which is an appliqued flower block. The block should be made with a low volume background.
- Instructions will be posted on the FCQG under "Projects" and on Facebook. Sandy handed out paper templates for the flower petals and flower center which is a hexagon. Sandy demonstrated how the block will be assembled. She also demonstrated how to make the hexagons during the member demonstrations later in the meeting. She also offered some hexagons that she had made ahead for those who don't want to do that part. Members are encouraged to bring completed blocks to June meeting.
- Carol Stanley won the Goodnight Irene blocks.

PROGRAMS (Helen Short, Cathy Carlson):

- June is our summer potluck and trunk sale. Pack up lots of fabrics, patterns, and tools to bring to sell with all proceeds going to the guild.
- In July we will be playing Burning Hot Strip Poker with red, white and blue strips.
- August will be Scrap Quilting with Lisa Torres.
- September is the Novelty Ice Cream Social and Reveal of Members' Creations from Snip, Rip, Drop and Pass.
- The October meeting on Friday, October 9th, will feature a lecture, "Thread, What's the Big Deal?" with Nina Clotfelter. She will be conducting a workshop, "Beginning Free Motion Quilting on Your Domestic Machine" on the Saturday, Oct. 10th.
- In November, the meeting will be on Veteran's Day and will focus on Quilts of Valor. It's our Panel Palooza day...bring your panel brown bag project.
- December will be our potluck and gift exchange.

Today's program was supposed to be about the process needed to get your quilt into a National Quilt Show with Linda Wells. This had to be postponed so instead several members generously offered to do demonstrations. We had the following demonstrations: Stained Glass – Mary King; Paper Piecing with Freezer Paper – Margaret Miller; Big Stitch Quilting – Carly Williams; No-Sew Hexis – Sandy Lane; and Scrappy Quilts - Joan Wood

There were no membership or comfort quilt drawings.

Bonnie drew a winner for the NMC drawing which made \$400! The winner was Lois Burrows. Congratulations Lois!!

A motion to adjourn the meeting was made by Helen Shirt and seconded by Maggie Stockwell. The motion carried, and the meeting adjourned at 7:59pm.

Respectfully submitted,
Deb Trahan, Sitting Secretary



That is **26 Finishes In 2026!**

Join in the fun and make 26 quilted projects by the end of 2026 and your name will be entered into a special drawing held in December 2026. If you'd like to participate, fill in your name and 26 projects you'd like to finish this year on the list below. This is your list...you can add to it throughout the year if need be to have 26 projects or you can remove a project, or swap out projects, etc...you just have to have **26 Finishes In 2026** AND you must show each project at one of the guild's monthly show and tell. You can show multiple projects in one month. You also don't have to show a project every month, you just have to have **26 Finishes in 2026!** You will maintain your own list, but you must let Sharon Perry know you are participating.

* * * * * Cut along dotted line * * * * *

26 In 2026

NAME: _____

1.	14.
2.	15.
3.	16.
4.	17.
5.	18.
6.	19.
7.	20.
8.	21.
9.	22.
10.	23.
11.	24.
12.	25.
13.	26.



BLOCK OF THE MONTH (BOM)


Sandy Lane is this year’s Project Coordinator for the guild. The BOM presented at our May guild meeting is called May Flowers. Guild members expressed an interest for an appliqué block in the BOM survey.

Block instructions can be found [here](#).



SUNSHINE CARDS FOR GUILD MEMBERS

If you know of a guild member who is in need of encouragement or comfort due to an illness, bereavement, etc., please contact John Rouleau, 802-233-3368. He will send out an appropriate card.




Christy Hamel	June 1
Margaret Miller	June 2
Peggy Paradee	June 3
LeAnne Hankel	June 4
Fran Murray	June 17
Jean Anne Branch	June 19
Deb Dusablon	June 22
Sue McGregor	June 24


...and many more!!!



Celebrate National Rose Month



QUILT STAMPS AT THE POST OFFICE



If you stop in the post office nowadays you might see a sheet of first-class stamps honoring the quilt maker Harriet Powers. Harriet Powers was an African American quilt maker born into slavery in 1837 in rural northeast Georgia. She most likely learned her sewing and quilt-making skills on the plantation where she was enslaved.

After emancipation, she and her husband, Armstead, bought farmland in the area and raised a family, and over time she became known for the remarkable pictorial quilts she created - quilts full of symbolism that read like illustrated panels telling a narrative story. Powers used her quilting as a way to preserve her faith, her African American culture, and her own personal story.

Only two of her quilts are known to survive today, but those two works have become cornerstones in the story of American quilting - especially the tradition of story quilts.

LOOKING FOR SKIRT HANGERS

Mary King is already planning ahead for next year's guild boutique at the quilt show. This year was her first year taking charge of setting up the boutique and she has lots of ideas on making it easier to display the members' items.

One of her ideas is to hang all the table runners and toppers on skirt hangers so potential buyers are able to see the full size and both sides of each item. Rather than buying new hangers, Mary is looking for members to donate any skirt hangers you might no longer need. She'll collect the hangers at the next few guild meetings. So go through your closets and see if you have any skirt hangers you might like to give away to support the cause.

QUILT TIPS

- Are you dealing with shrunken selvages causing the fabric to cup? Clip 1/4" or so into the selvage at regular intervals. Now the fabric lays flat rather than cupping. Use close cuts when the fabric is very cupped and more widely spaced ones for fabric that's just a little tight.
- To celebrate the birthday of a quilting friend, use a "jelly roll" (or try cutting your own "jelly roll" strips), insert candles, and present it as birthday cake for your friend. NOTE: Don't light the candles... it's just a fun gift presentation!
- Whenever you need a pin cushion, it is usually on the other side of your sewing room. Solve this problem by having several: one at your cutting area; one on the ironing board; and one at the sewing machine. When one gets filled (usually the one at the machine), move it to one of the other spots, and move the one with the fewest pins to the machine. It will keep you from always having to get up and find a pin cushion!
- After you make your purchase of fabric at/from a quilt shop, use a permanent pen to write in the name, phone number, and website address (if appropriate) of the quilt shop along the fabric selvage. Include the date of your purchase on each piece. It's almost impossible to remember which fabrics came from which place; you may want to purchase more, and this is how you will find the source again.



RECIPE CORNER

SPANAKORIZO

1 cup medium-grain rice, like Arborio or Bomba rice
 1 bunch scallions (about 6), divided
 ¼ cup extra-virgin olive oil
 10 oz. fresh baby spinach (about 9 cups)
 1 tablespoon finely chopped garlic
 1½ teaspoons kosher salt
 ½ teaspoon black pepper
 1½ cups water
 3 tablespoons chopped fresh dill
 2 tablespoons chopped fresh mint
 2 tablespoons unsalted butter, cubed
 ½ teaspoon grated lemon zest, plus 3 tablespoons
 fresh juice (from 1 medium lemon), divided
 2 ounces feta cheese, crumbled (about 1/2 cup)
 Fresh dill fronds
 Fresh small mint leaves

Place rice in a large bowl and cover with cold water. Agitate using your hand to release excess starch; drain. Repeat process 4 to 5 times until water is mostly clear. Drain and cover with cold water. Let soak at room temperature, uncovered, for 20 minutes. Drain rice well and set aside.

While rice is soaking, thinly slice white and light green parts of scallions; set aside. Thinly slice dark green parts of scallions to equal 1/4 cup; place in a small bowl. Cover using a damp paper towel and set aside until ready to serve. Reserve remaining dark green parts of scallion for another use.

Heat oil in a medium Dutch oven over medium-high. Add reserved sliced white and light green parts of scallions; cook, stirring occasionally, until softened, about 2 minutes. Add spinach, garlic, salt, and pepper; cook, stirring constantly, until spinach is wilted, about 2 minutes. Add drained rice; cook, stirring constantly, until rice is well coated in oil, about 2 minutes. Add 1 1/2 cups water; bring to a boil over high. Reduce heat to maintain a simmer; cover and cook, undisturbed, for 18 minutes. Remove from heat and let stand, covered, for 10 minutes.

Remove lid from Dutch oven and stir in dill, mint, butter, and lemon juice. Transfer to individual plates or a platter; top with feta, reserved dark green parts of scallions, lemon zest, dill fronds, and mint leaves. Serve immediately.

SPINACH – STRAWBERRY SALAD

For the pecans:

2 tablespoons butter

1½ cups pecan halves

½ cup sugar

For the dressing:

⅔ cups white vinegar

½ cup sugar

2 teaspoons salt

2 teaspoons mustard (I used Dijon)

3-4 scallions chopped

2 cups vegetable oil

2 teaspoons poppy seeds

For the salad:

1 pound fresh spinach, washed and thick stems removed, then torn

2 cups sliced celery

1 pint fresh strawberries, hulled and sliced

For the pecans:

Melt butter and sugar in heavy skillet, stir in pecans and cook until coated and browned slightly (burns easily). Cool on waxed paper or foil.

For the dressing:

Combine the dressing ingredients and whisk until emulsified.

For the salad:

Assemble salad ingredients. Dress and add pecans at last minute.

Recipe Note: Dressing recipe makes too much for salad, so add to taste.

SPINACH ARTICHOKE DIP

14 ounce can artichoke hearts, , drained and chopped

½ cup sour cream

½ cup mayonnaise

8 oz cream cheese, , room temperature

1 cup fresh grated parmesan cheese, loosely measured

1 clove garlic, minced

½ cup spinach, frozen, thawed and liquid squeezed out

Preheat oven to 350°F. Mix together sour cream, mayo, cream cheese, drained spinach, artichoke hearts, garlic and ¾ cup parmesan cheese. Combine until smooth.

Place in a greased baking dish (most pan sizes around 8×8-inch will work) or a glass pie dish. Sprinkle remaining parmesan cheese on top. Bake in preheated oven for about 20 minutes or until hot and bubbly. Serve warm with crackers or bread.



JUNE IS SUCH A BONNY TIME

By Annette Wynne

June is such a bonny time—
 Bird and flower weather—
 Time for song and love and rime—
 Time to be together;
 Time for hoops and sails and wings,
 Butterflies and happy things.

**FEATURED VIDEO TUTORIAL
 FOR JUNE:**

<https://www.youtube.com/watch?v=wNpiJxUiJMI>

Sew Cute Runner for June
 Shabby Fabrics



LINK TO BARN QUILT TRAIL OF NORTHERN VERMONT

<http://www.barnquiltofnorthernvermont.org/>

NEWSLETTER IDEAS WANTED: Do you have a recipe you'd like to share with guild members? Or maybe you've found a great quilting website or blog you'd like to share. Or you've visited a quilt shop within an easy drive which had bargains or a fabric selection no quilter should miss. If so, send an email to vtquilter@gmail.com, and the newsletter editor will do her best to include it in the next newsletter. Although welcome, your input doesn't have to be a complete article. It could be a few bullets which convey your message. The editor will fill out the article as needed.

Deadline for articles for next newsletter:

3rd Wednesday, June 17th, 2026

Please email articles to Sharon Perry, to vtquilter@gmail.com,
 or mail to PO Box 517, Montgomery Center VT 05471



June is National Iced Tea Month



"Spring being a tough act to follow, God created June." ~ Al Bernstein